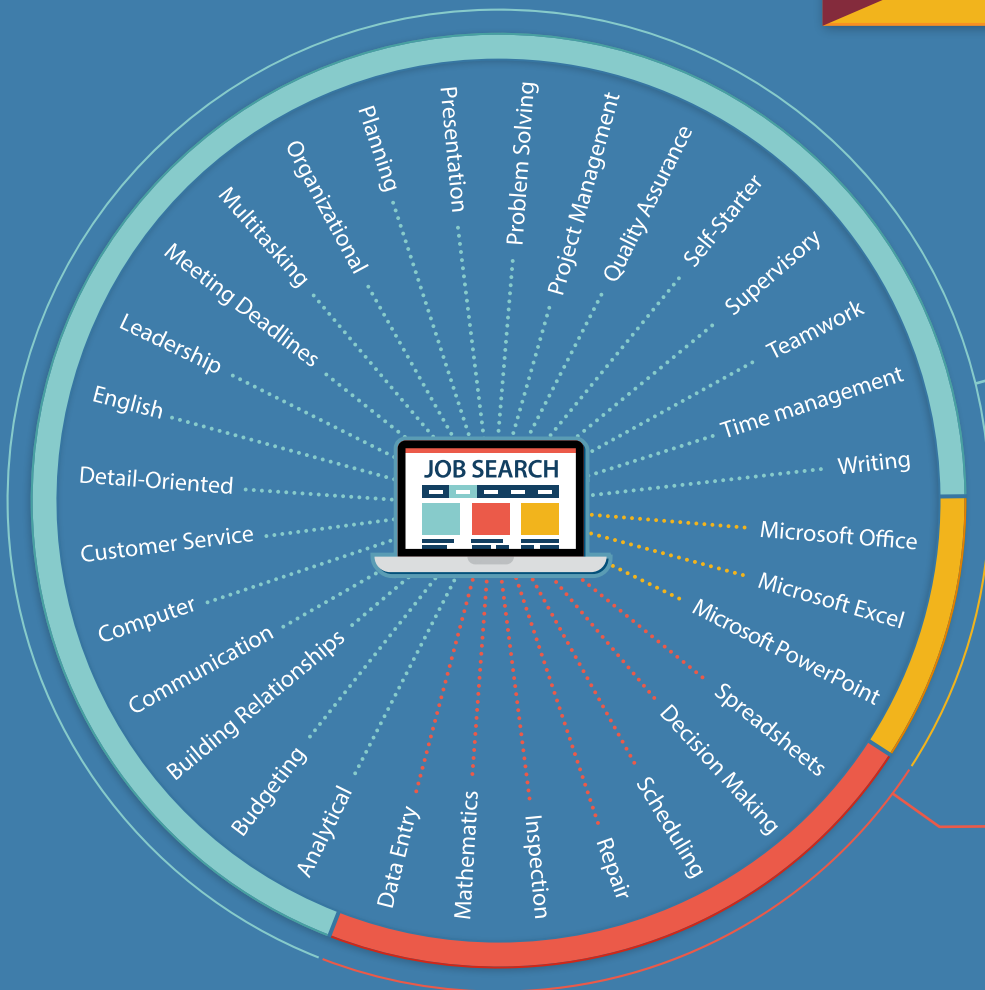


CRAFT YOUR CAREER



Skills Employers Want

Frequently requested skills by employers from online job postings



Foundational Skills

These are necessary building blocks to develop new skills and must be obtained first before acquiring software skills and specialized skills.



Software Skills

Skills that are related to computer operations. Software skills can be subdivided into two broad categories (systems skills and application skills).



Specialized Skills

Job specific skills that permit one to perform tasks. These skills are not generally transferable across occupations.

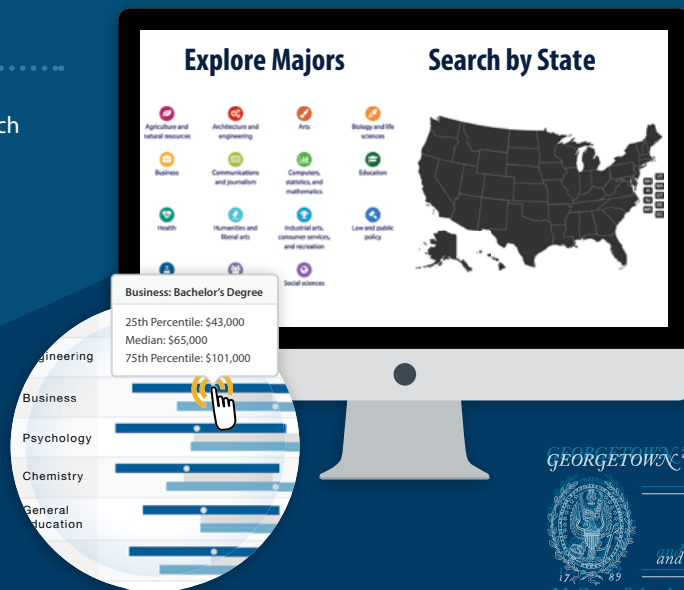
Find Future Salaries

The Georgetown University Center on Education and the Workforce's interactive web tool allows users to see how much college graduates earn by 15 major groups and 137 detailed major subgroups nationally and within states.

Compare College Majors

Compare the difference in salaries among each major. STEM (science, technology, engineering, and mathematics), health, and business majors are the highest paying, leading to average annual wages of \$37,000 or more at the entry level and an average of \$65,000 or more annually over the course of a person's career.

visit cew.georgetown.edu/earnings to explore further



COLLEGE MAJORS AND EARNINGS



Prevalence of Hispanic Bachelor's Degree Holders

22% of International Business Bachelor's degree holders are Hispanic*
*the highest concentration

Top 10 Majors by Percentage of Hispanic Bachelor's Degree Holders

- | | |
|--|--|
| 1 – International Business, 22% | 6 – International Relations, 15% |
| 2 – Multi/Interdisciplinary Studies, 19% | 7 – Linguistics and Comparative Language and Literature, 14% |
| 3 – Industrial and Manufacturing Engineering, 17% | 8 – General Education, 12% |
| 4 – French, German, Latin and Other Common Foreign Language Studies, 16% | 9 – Human Services and Community Organization, 12% |
| 5 – Biomedical Engineering, 15% | 10 – Language and Drama Education, 12% |



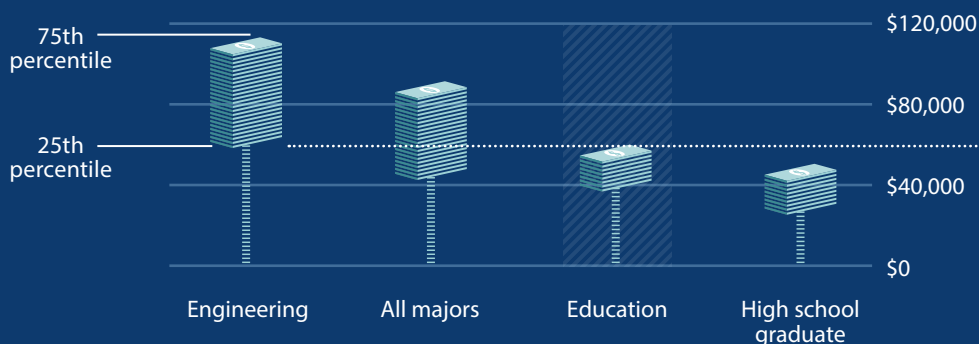
Prevalence of African American Bachelor's Degree Holders

African Americans tend to be overrepresented in low-earning majors

Top 10 Majors by Percentage of African American Bachelor's Degree Holders

- | | |
|---|---|
| 1 – Health and Medical Administration Services, 21% | 6 – Sociology, 14% |
| 2 – Human Services and Community Organization, 20% | 7 – Computer and Information Systems, 14% |
| 3 – Social Work, 19% | 8 – Human Resources and Personnel Management, 14% |
| 4 – Public Administration, 17% | 9 – Interdisciplinary Social Sciences, 13% |
| 5 – Criminal Justice and Fire Protection, 15% | 10 – Pre-Law and Legal Studies, 13% |

While majors play a large role in determining earnings, your major isn't your destiny



Some college graduates who have generally low-paying majors earn more than some college graduates with generally higher-paying majors: **the top 25 percent of education majors earn \$59,000 or more annually, while the bottom 25 percent of engineering majors earn \$59,000 or less annually.**

For the full infographics with details on college majors and earnings for African Americans and Hispanics, visit cew.georgetown.edu/diversity.

Bachelor's degree holders refer to adults between the ages of 21 and 59 with a Bachelor's degree but no graduate degree. Earnings data are reported for workers employed full-time, full-year. Source: Georgetown University Center on Education and the Workforce analysis of U.S. Census Bureau, American Community Survey microdata, 2009-2014.

UNDERSTANDING CREDENTIALS



Degree & certificates



Awarded for Life



Awarded by College



Awarded for completing a program of study/coursework

Each year, colleges and universities award

🎓 = 50,000

1.8 Million Bachelor's degrees



980,000 Associate's degrees



980,000 Certificate holders



750,000 Master's degrees



750,000 Professional degrees



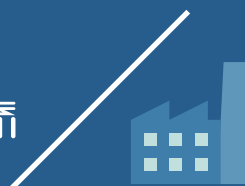
Certifications



Time-limited; Must be Renewed



Awarded by professional associations, industry groups, vendors and government agencies



Awarded for passing a written, oral or performance-based exam



Licenses




Time-limited; Must be Renewed



Awarded by Government Agencies



Awarded for fulfilling requirements such as degree/certificate attainment; certification; passing an exam; and/ or acquiring work experience



Legally required to perform certain jobs

Out of 142 million workers in the United States:

47 million workers have a Bachelor's degree

38 million workers have either a certification or a license

17 million workers report a certificate as their highest level of education



On average per year...

Certification holders earn: All \$31,000 | Men \$39,000 | Women \$24,000

Associate's degree holders earn \$46,000

Certifications/licenses and no other postsecondary credential earn \$39,000

Bachelor's degree holders earn \$60,000



48% of job openings for certification-holders are in the healthcare industry

Source: Georgetown University Center on Education and the Workforce analysis of data from the U.S. Department of Education, Integrated Postsecondary Education Data System, 2013 and the U.S. Census Bureau, Survey of Income and Program Participation, 2008. Annual earnings are reported in 2014 dollars.

To view the documents these graphics are based on and to explore further, visit cew.georgetown.edu.



THE DIVERSITY INITIATIVE

RACE, CLASS, & GENDER

**Go online to access free resources
for college and career planning!**

“Your major has a large effect on your ability to get a job and work your way up, and as important as it is, a college major, isn’t your destiny.”

– Anthony P. Carnevale

GEORGETOWN UNIVERSITY



Center
on Education
and the Workforce

McCourt School of Public Policy

Campus Box 571444, Washington, DC 20057

cew.georgetown.edu/diversity