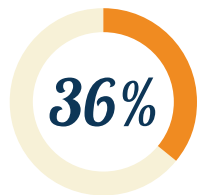




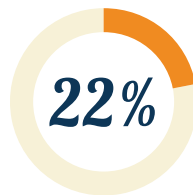
CONNECTICUT



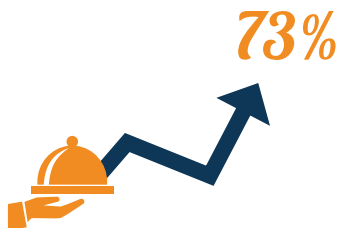
53% OF ONLINE JOB ADS SEEK COLLEGE GRADUATES



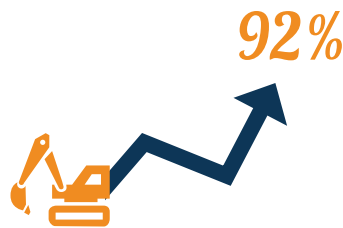
of online job ads for college graduates are for managerial and professional office occupations



of online job ads are in the consulting and business services sector



Fastest growing occupational cluster for college graduates: **food and personal service** (73% increase in employment between 2010 Q1 and 2013 Q2)



Fastest growing industry sector for college graduates: **construction** (92% increase in employment between 2010 Q1 and 2013 Q2)

TOP OCCUPATIONAL GROUPS

Rank	Occupational Group
1	Computer occupations, all other
2	Software developers, applications
3	Sales representatives, wholesale and manufacturing, except technical and scientific products
4	Accountants and auditors
5	Registered nurses
6	Managers, all other
7	Financial managers
8	Financial analysts
9	Computer systems analysts
10	Medical and health services managers

Source: Georgetown University Center on Education and the Workforce analysis of Burning Glass job ads data, 2013 Q2.

EMPLOYERS WITH LARGEST ONLINE RECRUITING PRESENCE

Rank	Employer	Job Ads
1	General Electric Company	456
2	United Technologies Corporation	449
3	Yale-New Haven Health System	370
4	Yale University	349
5	Cigna Corporation	253
6	UnitedHealth Group	224
7	Travelers Insurance	224
8	Deloitte Development LLC	211
9	The Hartford Financial Group	211
10	Hartford Hospital	127

Source: Georgetown University Center on Education and the Workforce analysis of Burning Glass job ads data, 2013 Q2.

DISTRIBUTION OF ONLINE COLLEGE JOB ADS BY OCCUPATIONAL CLUSTER

Occupational cluster	BA+ job ads	Share of BA+ job ads (%)	All job ads	Share of all job ads (%)
Managerial and professional office	10,342	36	12,807	24
STEM	6,659	23	8,080	15
Sales and office support	4,245	15	12,427	23
Healthcare professional and technical	3,064	11	4,768	9
Education	1,484	5	1,881	3
Community services and arts	1,323	5	2,297	4
Food and personal services	830	3	5,107	9
Blue-collar	577	2	5,839	11
Social science	113	<1	123	<1
Healthcare support	64	<1	917	2
Total	28,701	100	54,246	100

Source: Georgetown University Center on Education and the Workforce analysis of Burning Glass job ads data, 2013 Q2.