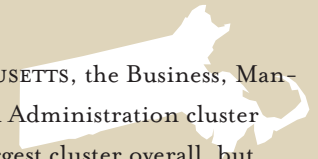


CLUSTER	JOBS IN 2008	JOBS IN 2018	DIFFERENCE	PERCENT CHANGE
Agriculture, Food, and Natural Resources	83,200	86,200	3,100	4
Architecture and Construction	201,900	190,500	-11,300	-6
Arts, A/V Technology, and Communications	59,200	61,300	2,100	4
Business, Management, and Administration	571,300	582,300	11,000	2
Education and Training	259,000	278,000	18,900	7
Finance	112,600	117,200	4,600	4
Government and Public Administration	46,600	47,200	600	1
Health Science	327,200	372,100	44,900	14
Hospitality and Tourism	437,600	460,900	23,300	5
Human Services	149,500	166,800	17,300	12
Information Technology	130,000	159,400	29,400	23
Law, Public Safety, Corrections and Security	111,900	120,000	8,100	7
Manufacturing	221,500	210,000	-11,500	-5
Marketing, Sales, and Service	458,200	483,700	25,500	6
Science, Technology, Engineering, and Mathematics	101,400	110,900	9,600	9
Transportation, Distribution, and Logistics	221,700	221,300	-400	0
<b>TOTAL</b>	<b>3,492,700</b>	<b>3,668,000</b>	<b>175,300</b>	<b>5</b>

## MASSACHUSETTS

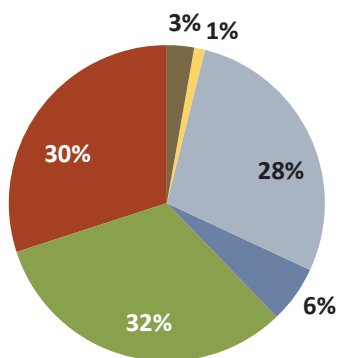


IN MASSACHUSETTS, the Business, Management, and Administration cluster will be the largest cluster overall, but Information Technology will be the fastest growing. Jobs in the Information Technology sector will increase by 23% by 2018.

Health Science will add the most jobs in Massachusetts through 2018, while Architecture and Construction and Manufacturing will lose jobs.

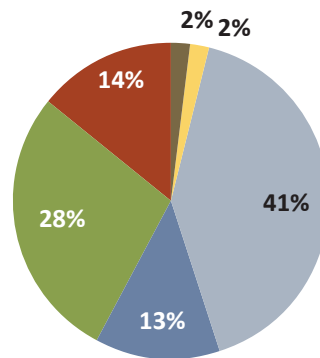
In 2018, 42% of all jobs in Massachusetts will be found in the Business, Management and Administration, Marketing, Sales and Services, and Hospitality and Tourism clusters.

### High School Jobs in Massachusetts, 2018



1.3 million jobs

### Postsecondary Jobs in Massachusetts, 2018



2.3 million jobs

- Arts, A/V Technology and Communications
- Business, Management and Administration
- Health Science
- Human Services
- Industrial and Engineering Technology
- Agriculture, Food and Natural Resources

The largest cluster—Business, Management, and Administration—will require substantial postsecondary education in 2018. It will grow by 7% for those with postsecondary education and 2% for those without.

Jobs for high school graduates and high school dropouts will grow more slowly than jobs for those with postsecondary education.

In Massachusetts by 2018, there will be about 333,000 jobs for those with certificates.

### Certificates Required by Occupational Cluster in 2008 and 2018 (in thousands)

