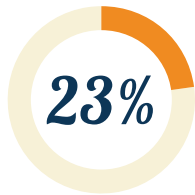




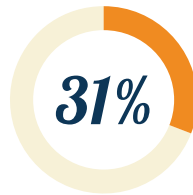
MONTANA



31% OF ONLINE JOB ADS SEEK COLLEGE GRADUATES



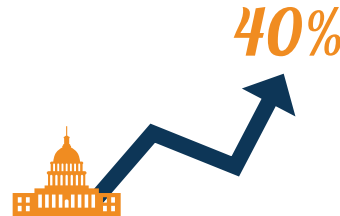
online job ads are for healthcare professional and technical occupations



of online job ads are in the healthcare services sector



Fastest growing occupational cluster for college graduates: blue-collar
(11% increase in employment between 2010 Q1 and 2013 Q2)



Fastest growing industry sector for college graduates: government services
(40% increase in employment between 2010 Q1 and 2013 Q2)

TOP OCCUPATIONAL GROUPS

Rank	Occupational Group
1	Registered nurses
2	Sales representatives, wholesale and manufacturing, except technical and scientific products
3	Medical and health services managers
4	Software developers, applications
5	Nurse practitioners
6	Sales managers
7	First-line supervisors of retail sales workers
8	Accountants and auditors
9	Civil engineers
10	Registered nurses

Source: Georgetown University Center on Education and the Workforce analysis of Burning Glass job ads data, 2013 Q2.

EMPLOYERS WITH LARGEST ONLINE RECRUITING PRESENCE

Rank	Employer	Job Ads
1	State of Montana	197
2	Montana State University	98
3	University of Montana	66
4	Billings Clinic	44
5	Providence Health & Services	44
6	Providence Health & Services Burbank	38
7	Department of Veterans Affairs	31
8	St James Healthcare	29
9	St Vincent Healthcare	29
10	Holy Rosary Healthcare	27

Source: Georgetown University Center on Education and the Workforce analysis of Burning Glass job ads data, 2013 Q2.

DISTRIBUTION OF ONLINE COLLEGE JOB ADS BY OCCUPATIONAL CLUSTER

Occupational cluster	BA+ job ads	Share of BA+ job ads (%)	All job ads	Share of all job ads (%)
Healthcare professional and technical	1,300	23	2,436	14
Managerial and professional office	1,256	22	1,944	11
Sales and office support	916	16	4,083	23
STEM	770	14	1,057	6
Blue-collar	353	6	3,877	22
Community services and arts	340	6	704	4
Food and personal service	310	6	2,828	16
Education	280	5	359	2
Healthcare support	39	1	470	3
Social science	28	1	28	<1
Grand total	5,592	100%	17,786	100%

Source: Georgetown University Center on Education and the Workforce analysis of Burning Glass job ads data, 2013 Q2.