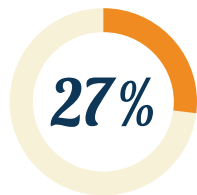




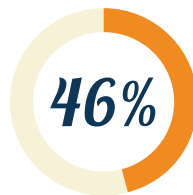
# UTAH




## 41% OF ONLINE JOB ADS SEEK COLLEGE GRADUATES



of online job ads are for managerial and professional office occupations



of online job ads are in the education services and the healthcare services sectors



Fastest growing occupational cluster for college graduates: **STEM** (56% increase in employment between 2010 Q1 and 2013 Q2)



Fastest growing industry sector for college graduates: **healthcare services** (6% increase in employment between 2010 Q1 and 2013 Q2)

### TOP OCCUPATIONAL GROUPS

Rank	Occupational Group
1	Software developers, applications
2	Computer occupations, all other
3	Sales representatives, wholesale and manufacturing, except technical and scientific products
4	Computer systems analysts
5	Medical and health services managers
6	Sales managers
7	Marketing managers
8	Registered nurses
9	Managers, all other
10	Human resources specialists

Source: Georgetown University Center on Education and the Workforce analysis of Burning Glass job ads data, 2013 Q2.

### EMPLOYERS WITH LARGEST ONLINE RECRUITING PRESENCE

Rank	Employer	Job Ads
1	Intermountain Healthcare	458
2	Utah Valley University	174
3	Brigham Young University	142
4	Weber State University	141
5	Utah State University	128
6	Western Governors University	116
7	Salt Lake Community College	114
8	Automatic Data Processing Inc.	83
9	Zions Bancorporation	69
10	University of Utah	68

Source: Georgetown University Center on Education and the Workforce analysis of Burning Glass job ads data, 2013 Q2.

### DISTRIBUTION OF ONLINE COLLEGE JOB ADS BY OCCUPATIONAL CLUSTER

Occupational cluster	BA+ job ads	Share of BA+ job ads (%)	All job ads	Share of all job ads (%)
Managerial and professional office	3,242	27	4,504	16
STEM	3,195	27	4,381	15
Sales and office support	1,784	15	7,170	25
Healthcare professional and technical	1,193	10	2,620	9
Education	1,033	9	1,354	5
Community services and arts	676	6	1,142	4
Blue-collar	273	2	3,783	13
Food and personal service	262	2	2,692	9
Healthcare support	139	1	1,111	4
Social science	52	<1	52	<1
<b>Total</b>	<b>11,849</b>	<b>100</b>	<b>28,809</b>	<b>100</b>

Source: Georgetown University Center on Education and the Workforce analysis of Burning Glass job ads data, 2013 Q2.