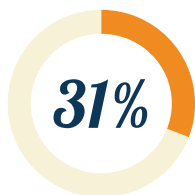




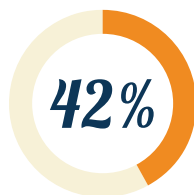
WASHINGTON




47% OF ONLINE JOB ADS SEEK COLLEGE GRADUATES



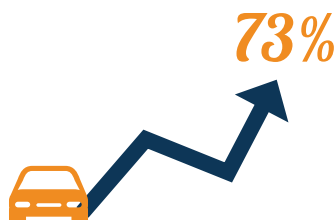
31% of online job ads are for managerial and professional office occupations



42% of online job ads are in the consulting and business services and the healthcare services sectors



Fastest growing occupational cluster for college graduates: **healthcare professional and technical** (40% increase in employment between 2010 Q1 and 2013 Q2)



Fastest growing industry sector for college graduates: **transportation and utilities** (73% increase in employment between 2010 Q1 and 2013 Q2)

TOP OCCUPATIONAL GROUPS

Rank	Occupational Group
1	Software developers, applications
2	Registered nurses
3	Computer occupations, all other
4	Managers, all other
5	Sales representatives, wholesale and manufacturing, except technical and scientific products
6	Marketing managers
7	Medical and health services managers
8	Accountants and auditors
9	Sales managers
10	Human resources specialists

Source: Georgetown University Center on Education and the Workforce analysis of Burning Glass job ads data, 2013 Q2.

EMPLOYERS WITH LARGEST ONLINE RECRUITING PRESENCE

Rank	Employer	Job Ads
1	Amazon	4,200
2	Microsoft Corporation	3,344
3	Providence Health and Services	1,177
4	University of Washington	690
5	Catholic Health Initiatives	517
6	The Boeing Company	447
7	Swedish Health Service	337
8	Providence Health and Services Burbank	336
9	Expedia Inc	315
10	Virginia Mason Medical Center	291

Source: Georgetown University Center on Education and the Workforce analysis of Burning Glass job ads data, 2013 Q2.

DISTRIBUTION OF ONLINE COLLEGE JOB ADS BY OCCUPATIONAL CLUSTER

Occupational cluster	BA+ job ads	Share of BA+ job ads (%)	All job ads	Share of all job ads (%)
Managerial and professional office	20,028	31	27,064	19
STEM	19,933	30	24,523	18
Healthcare professional and technical	8,865	14	15,479	11
Sales and office support	8,242	13	30,610	22
Community services and arts	3,164	5	5,009	4
Education	2,071	3	2,891	2
Blue-collar	1,360	2	18,224	13
Food and personal service	1,316	2	11,035	8
Social science	242	<1	248	<1
Healthcare support	182	<1	3,917	3
Total	65,403	100	139,000	100

Source: Georgetown University Center on Education and the Workforce analysis of Burning Glass job ads data, 2013 Q2.