

ARIZONA

33rd

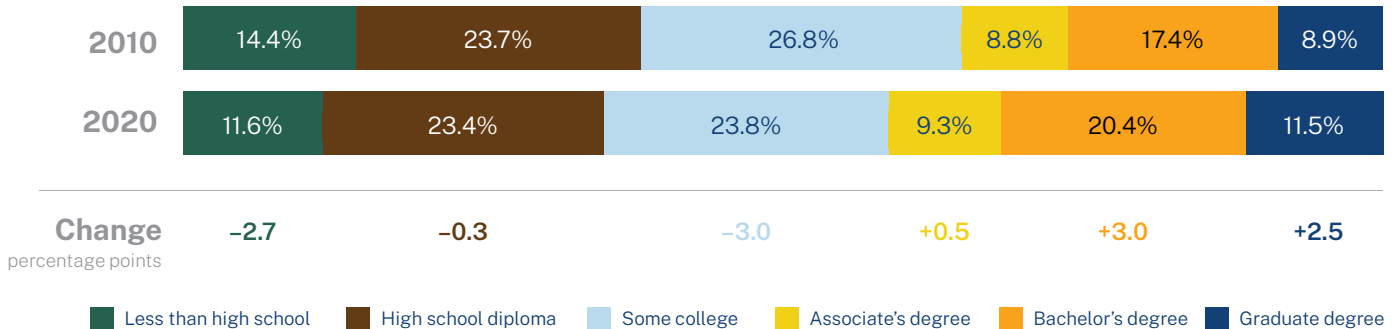
In growth of **associate's degree** or higher attainment, 2010–20

29th

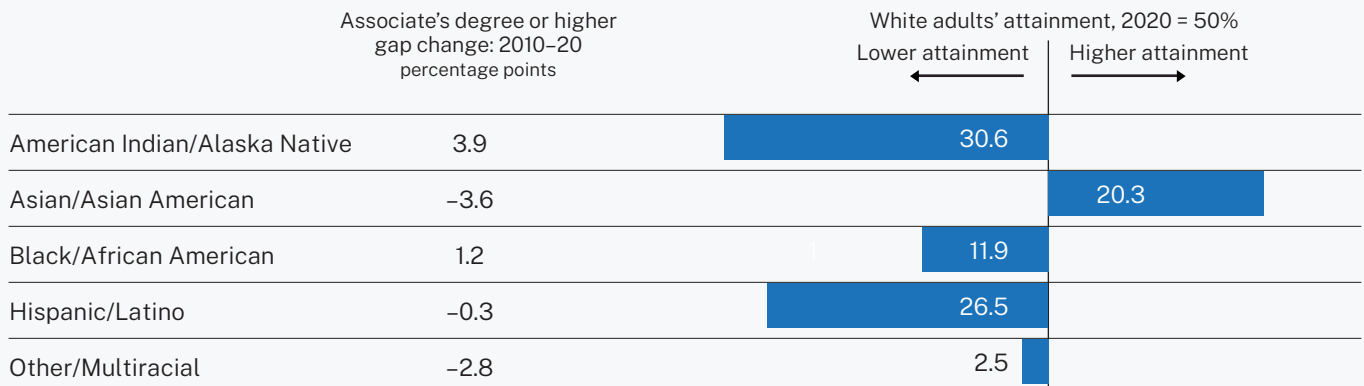
In growth of **bachelor's degree** or higher attainment, 2010–20

- Between 2010 and 2020, **associate's degree or higher attainment in Arizona increased by 6 percentage points.**
- Due to increased attainment, the state will experience **\$249 billion in net lifetime earnings gains.**
- But little changed with attainment equity: **Hispanic/Latino adults' gap with white adults narrowed (by 0.3 percentage points), and Black/African American adults' gap with white adults widened (by 1.2 percentage points).**
- The lack of parity with white adults' attainment leaves potential net lifetime earnings gains on the table:
 - ◇ **\$256 billion** for Hispanic/Latino adults
 - ◇ **\$23 billion** for Black/African American adults

Attainment



Associate's degree or higher attainment gaps with white adults



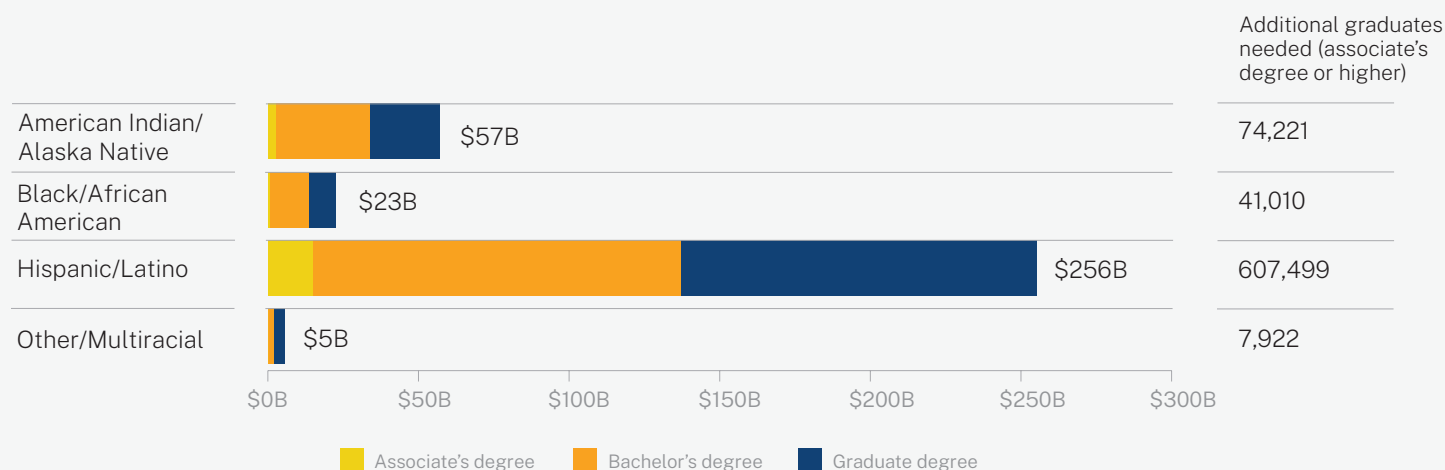
+: gap widened -: gap narrowed

Percentage-point gap with white adults

Net lifetime earnings gains

	Associate's degree or higher	Associate's degree	Bachelor's degree	Graduate degree
American Indian/ Alaska Native	\$5B	\$1B	\$4B	\$1B
Asian/Asian American	\$27B	<\$1B	\$4B	\$24B
Black/African American	\$12B	-\$1B	\$8B	\$5B
Hispanic/Latino	\$66B	\$8B	\$31B	\$28B
Other/Multiracial	\$14B	\$1B	\$8B	\$5B
White	\$160B	\$4B	\$71B	\$84B
Men	\$124B	\$6B	\$53B	\$65B
Women	\$147B	\$5B	\$63B	\$80B

Potential net lifetime earnings gains if attainment parity with white adults were achieved



Source: Georgetown University Center on Education and the Workforce analysis of data from the US Census Bureau, American Community Survey (ACS), 2009–11 (pooled), 2019–21 (pooled), 2009–21 (pooled), and National Center for Education Statistics (NCES), National Postsecondary Student Aid Study: 2016 (NPSAS: 2016) Undergraduate Students (UG) and Graduate Students (GR), 2016.

Note: “B” indicates billions. These numbers control for changes in the number of adults (ages 25–64) at each attainment level due to changes in the population. Net lifetime earnings gains are the aggregate marginal gains relative to the expected lifetime earnings of high school graduates, adjusted for the costs of college education (net tuition and fees and forgone earnings). Potential net lifetime earnings are the additional net lifetime earnings gains that would be realized if the group's attainment distribution matched that of white adults in 2020. The following group is not included in this analysis due to insufficient sample sizes: Native Hawaiian/Pacific Islander adults. Asian/Asian American adults are excluded from the potential benefits of reaching attainment parity analysis due to having higher associate's degree or higher attainment than white adults. Values may not sum to totals due to rounding and adjustments. For more details, see Appendix A in *Learning and Earning by Degrees*.